



**DEPARTMENT OF EDUCATION  
OFFICE OF THE SUPERINTENDENT**



www.gdoe.net  
501 Mariner Avenue  
Barrigada, Guam 96913  
Telephone: (671) 300-1547/1536 • Fax: (671) 472-5001  
Email: jonfernandez@gdoe.net

**JON J.P. FERNANDEZ**  
Superintendent of Education

January 30, 2020

Honorable Tina Rose Muña Barnes  
Speaker  
I Mina' Trentai Singko Na Liheslaturan Guåhan  
Guam Congress Building  
163 Chalan Santo Papa  
Hagatña, Guam 96910

*35GL-20-1477*  
**Speaker Tina Rose Muña Barnes**

**JAN 30 2020**  
Time 12:48 (JAM) (MPM)  
Received By: Mett

**Subject: Fiscal Year 2020 1<sup>st</sup> Quarter Consolidated Expenditure Report**


Hafa Adai Speaker Muña Barnes,

Pursuant to Public Law 35-36, Chapter XII, Section 31, within thirty days following each fiscal quarter, the Superintendent of the Guam Department of Education (GDOE) shall provide to I Liheslaturan Guåhan, and post on the GDOE website, a consolidated expenditure report which shall include the authorized spending levels, encumbrances, and expenditures (quarterly and year-to-date) of GDOE, enumerated by school or division within the department. Such report shall also be transmitted to each school principal.

In compliance with P.L. 35-36, attached is the GDOE's Fiscal Year 2020 1<sup>st</sup> Quarter Consolidated Expenditure Report. The report may also be viewed on the GDOE's website at [www.gdoe.net](http://www.gdoe.net).

Please advise my office if you have any questions or concerns regarding this matter.

Senseramente,

  
**Jon J.P. Fernandez**  
Superintendent of Education

Attachment: GDOE FY2020 1<sup>st</sup> Quarter Expenditure Report

Cc: Chairwoman and Members, Guam Education Board  
Principals, Guam Department of Education

**1477**

2020 JAN 31 AM 10:53

GDOE – FY20 1<sup>st</sup> Quarter Consolidated Expenditure Report

January 30, 2020

Page 2 of 3

**GUAM DEPARTMENT OF EDUCATION**  
**FY2020 1ST QUARTER CONSOLIDATED EXPENDITURE REPORT [1]**

GDOE DIVISIONS:	Authorized	Encumbrances	Expenditures	
	Spending Levels		1st Quarter	YTD
Board of Education	\$ 57,392	\$ -	\$ 33,297	\$ 33,297
Superintendents Office	\$ 3,725,686	\$ 1,404,665	\$ 317,012	\$ 317,012
Research Planning & Evaluation	\$ 164,773	\$ -	\$ 39,661	\$ 39,661
Financial, Student & Administrative Information System	\$ 2,740,846	\$ 1,886,575	\$ 426,251	\$ 426,251
Curriculum & Instruction	\$ 2,421,349	\$ 348,007	\$ 145,972	\$ 145,972
Chamorro Studies	\$ 540,545	\$ -	\$ 69,495	\$ 69,495
Financial Affairs	\$ 26,674,317	\$ 2,500,000	\$ 15,620,129	\$ 15,620,129
Personnel Office	\$ 1,056,066	\$ -	\$ 245,138	\$ 245,138
Facilities & Maintenance	\$ 10,305,505	\$ 4,445,146	\$ 2,184,207	\$ 2,184,207
Student Support Services	\$ 1,324,018	\$ -	\$ 293,574	\$ 293,574
Food and Nutrition Services / Child Nutrition Program	\$ 5,861,445	\$ 3,967,007	\$ 2,136,169	\$ 2,136,169
Procurement	\$ 432,917	\$ 16,772	\$ 94,198	\$ 94,198
Headstart	\$ 1,094,324	\$ -	\$ 236,142	\$ 236,142
Special Education	\$ 3,959,283	\$ -	\$ 910,287	\$ 910,287
Gifted and Talented Education	\$ 1,189,240	\$ -	\$ 267,376	\$ 267,376
Internal Audit Office	\$ 323,634	\$ 125,000	\$ 45,438	\$ 45,438
Capital Improvement Project	\$ 1,840,452	\$ 77,520	\$ 73,564	\$ 73,564
Receiving, Property Management	\$ 437,568	\$ -	\$ 70,287	\$ 70,287
Secondary Education	\$ 1,555,811	\$ 1,070	\$ 140,264	\$ 140,264
<b>Subtotal Divisions</b>	<b>\$ 65,705,170</b>	<b>\$ 14,771,762</b>	<b>\$ 23,348,462</b>	<b>\$ 23,348,462</b>

**GDOE SCHOOLS:**


Agana Heights Elementary	\$ 2,432,826	\$ 19,690	\$ 579,559	\$ 579,559
M.A. Sablan Elementary	\$ 2,738,573	\$ 19,690	\$ 597,638	\$ 597,638
B.P. Carbullido Elementary	\$ 2,854,636	\$ 790	\$ 630,326	\$ 630,326
C.L. Taitano Elementary	\$ 3,277,994	\$ 790	\$ 771,110	\$ 771,110
Finegayan Elementary	\$ 4,273,849	\$ 39,323	\$ 945,874	\$ 945,874
H.S. Truman Elementary	\$ 2,558,143	\$ 20,948	\$ 592,094	\$ 592,094
J.M. Guerrero Elementary	\$ 3,238,571	\$ 11,764	\$ 720,261	\$ 720,261
Inarajan Elementary	\$ 1,743,683	\$ 21,328	\$ 392,526	\$ 392,526
J.Q. San Miguel Elementary	\$ 3,395,833	\$ 5,287	\$ 760,682	\$ 760,682
L.B. Johnson Elementary	\$ 1,952,135	\$ 790	\$ 433,697	\$ 433,697
M.A. Ulloa Elementary	\$ 3,417,617	\$ 20,195	\$ 788,493	\$ 788,493
M.U. Lujan Elementary	\$ 3,423,806	\$ 790	\$ 735,093	\$ 735,093
Merizo Martyrs Elementary	\$ 1,670,681	\$ 790	\$ 345,683	\$ 345,683
Ordot/Chalan Pago Elementary	\$ 3,164,955	\$ 13,865	\$ 740,781	\$ 740,781
P.C. Lujan Elementary	\$ 2,537,784	\$ 790	\$ 570,277	\$ 570,277


GDOE – FY20 1<sup>st</sup> Quarter Consolidated Expenditure Report


January 30, 2020

Page 3 of 3

H. B. Price Elementary	\$ 3,450,693	\$ 5,582	\$ 804,034	\$ 804,034
Talofofo Elementary	\$ 1,940,793	\$ 790	\$ 450,344	\$ 450,344
Tamuning Elementary	\$ 2,851,908	\$ 790	\$ 675,699	\$ 675,699
Upi Elementary	\$ 3,257,279	\$ 20,664	\$ 724,777	\$ 724,777
Wettengel Elementary	\$ 3,456,774	\$ 19,690	\$ 772,402	\$ 772,402
D.L. Perez Elementary	\$ 4,091,425	\$ 2,190	\$ 932,092	\$ 932,092
Chief Brodie Elementary	\$ 1,720,789	\$ 19,850	\$ 368,970	\$ 368,970
Astumbo Elementary	\$ 3,316,480	\$ 21,152	\$ 759,283	\$ 759,283
Machananao Elementary	\$ 2,283,563	\$ 19,690	\$ 532,946	\$ 532,946
Liguan Elementary	\$ 3,114,713	\$ 14,802	\$ 667,909	\$ 667,909
Adacao Elementary	\$ 2,710,785	\$ 790	\$ 642,970	\$ 642,970
A.I. Johnston Middle	\$ 4,804,966	\$ 26,317	\$ 1,073,644	\$ 1,073,644
V.S.A. Benavente Middle	\$ 6,064,474	\$ 7,432	\$ 1,372,850	\$ 1,372,850
F.B. Leon Guerrero Middle	\$ 6,114,779	\$ 22,082	\$ 1,356,164	\$ 1,356,164
Inarajan Middle	\$ 3,629,680	\$ 41,640	\$ 733,683	\$ 733,683
Jose L.G. Rios Middle	\$ 4,905,560	\$ 6,110	\$ 1,092,779	\$ 1,092,779
L.P. Untalan Middle	\$ 6,368,802	\$ 24,120	\$ 1,455,882	\$ 1,455,882
Oceanview Middle	\$ 3,543,820	\$ 19,970	\$ 822,719	\$ 822,719
Astumbo Middle	\$ 3,682,870	\$ 1,070	\$ 832,052	\$ 832,052
J.P. Torres Success Academy	\$ 1,151,645	\$ 19,970	\$ 264,847	\$ 264,847
George Washington High	\$ 7,504,416	\$ 12,456	\$ 1,885,787	\$ 1,885,787
John F. Kennedy High	\$ 6,870,118	\$ 22,515	\$ 2,035,837	\$ 2,035,837
Simon A. Sanchez High	\$ 6,288,248	\$ 27,004	\$ 1,869,577	\$ 1,869,577
Southern High	\$ 6,077,659	\$ 1,070	\$ 1,609,392	\$ 1,609,392
Okkodo High	\$ 6,590,637	\$ 7,984	\$ 1,719,644	\$ 1,719,644
Tiyan High	\$ 6,166,842	\$ 11,323	\$ 1,440,708	\$ 1,440,708
<b>Subtotal Schools</b>	<b>\$ 154,640,804</b>	<b>\$ 553,884</b>	<b>\$ 36,501,084</b>	<b>\$ 36,501,084</b>
<b>Total Divisions and Schools</b>	<b>\$ 220,345,975</b>	<b>\$ 15,325,645</b>	<b>\$ 59,849,547</b>	<b>\$ 59,849,547</b>

  
 Lourdes Perez  
 Comptroller

  
 Franklin Cooper-Nurse  
 Chief Auditor

  
 Dr. Zenaida Asuncion-Nace, CPA  
 Deputy Superintendent of Finance and Administrative Services

1.30.2020

[1] Source: GDOE Munis Year-To-Date Budget Report from October 1 - December 31, 2019 (as of January 27, 2020). Amounts were reconciled against Education Financial Supervisory Commission January 23, 2020 reports derived from AS/400.